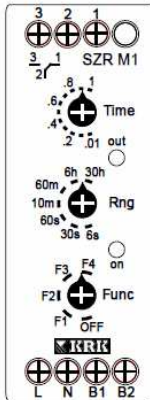


MULTI FUNCTIONAL TIMER

SZR M1



UG-14/REV 00

General Specifications:

SZR M1:

Multi Functional Timer is microcontroller based and has 4 functions. Working functions, time ranges and time adjustments can be done at front of the timer.

A) Time Adjustment : This is a multiplier which multiplies the time range according to the adjusted function. Multiplier is between 0,01 to 1. With this button you can divide time ranges till 100 times.

B) Time Range Adjustment : This for choosing the time ranges. Time adjustment are between 6 seconds till 30 hours.

C) Function Adjustment : This is for choosing appropriate function to your need. Relay has 5 steps, four of them is for functions and one of them is to CUT relay output in every condition.

OFF : It cuts relay output in every condition. Specially good for checking the system.

F1 : Delay ON Function: When relay is energised, ON led is lights, after adjusted time OUT led is light.

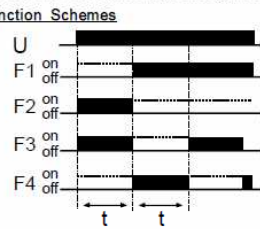
F2 : Delay OFF Function: When relay is energised, ON led and OUT led is light on, after adjusted time OUT led is off.

F3 : Equal Time ON Flasher Function: When relay is energised, ON led and OUT led is on, after adjusted time OUT led is off, than again after same adjusted time OUT led is on, and this continues in cycle.

F4 : Equal Time off Flasher Function: When relay is energised, ON led is on and OUT led is off, after adjusted time OUT led is on, than after again same adjusted time OUT led is off, and this continues in cycle.

Note: "On" and "Off" time ranges are equal for F3 and F4 functions.

Function Schemes



Relay Contacts:

t: Adjusted Time

U: Supply Voltage

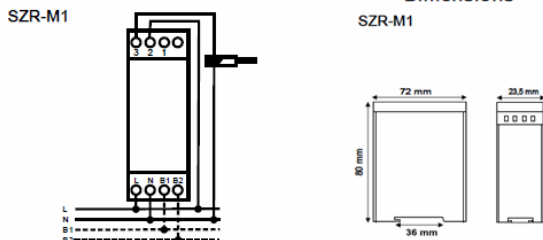
2

Time Range		
Step	Min. Multiplier =0,01	Max. Multiplier =1
6 s	0,06 s	6 s
30 s	0,3 s	30 s
60 s	0,6 s	60 s
10 m	0,1 m	10 m
60 m	0,6 m	60 m
6 h	0,06 h	6 h
30 h	0,3 h	30 h

Technical Specifications:

- Supply Voltage : 220 Vac \pm %20, (L , N)
- B1,B2(Vac) : 24 ; 12
- B1,B2(Vdc) : B1:+ ; B2:-
- Adjustment Accuracy : \pm %3
- Time Range : 0,06 sec...30 hour
- Functions : F1: Delay ON
F2: Delay OFF
F3: Equal ON/OFF ON start Flasher
F4: Equal ON/OFF OFF start Flasher
- Power Consumption : \leq 3 W
- Ambiant Temperature : -5...+55 $^{\circ}$ C
- Contacts Type : 10A, 250 Vac(Omron)
- Electrical Connections : PCB Connectors (2,5 mm2)

Dimensions



3

MANUFACTURE BY:



KARACA PAZARLAMA VE TİC. LTD. ŞTİ. :
Karadeniz Caddesi Kuyu Sokak No:30 A,Dudullu / İSTANBUL / TÜRKİYE
Tel: 0216 612 22 89 - 90 Fax: 0216 612 36 40
Web: www.krak.com.tr E-mail: info@krak.com.tr

MARKETED BY:



KAYCEE INDUSTRIES LIMITED.

32,RAMJIBHAI KAMANI ROAD,
BALLARD ESTATEMUMBAI-400 001 INDIA
TEL:+91 (022)22613521,22.23 FAX :+91 (022)22616106
E MAIL: kayceeindtd@vsnl.com
WEB SITE : www.kayceeindustries.com